

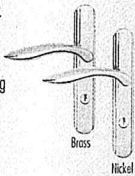
Andersen® 4000 Series

Andersen® 4000 Series Doors Feature


- Full-length view for beauty and light.
- 1-1/2" thick heavy-gauge aluminum construction.
- Deadbolt with keyed lock is built into the door frame.
- Can be keyed to match your Kwikset® or Schlage® entry system.
- Patented FlipAway™ handle swings out of the way for easy cleaning or easy glass and screen removal.
- TarnishGuard™ protection helps keep handles bright and beautiful.
- Dual closers for smooth, dependable operation.
- Push button on bottom closer.
- Double Quad Seal system helps eliminate leaks.
- Color-matched closers and screw covers.

Options & Accessories

- Solid-brass or nickel finish handle set with matching sweep inside and out.



Additional purchase.



4000 Series Fullview Door with Safety Glass


Features

- Three-point lock secures door at the top, bottom and center of handle side.
- Laminated glass for impact resistance.**
- Adds UV and fade resistance.

Sizes & Color Choices

- White: 32", 34", 36"
- Almond: 32", 36"
- Sandtone: 32", 36"
- Bronze: 32", 36"
- Terratone®: 32", 36"
- Black: 32", 36"
- Forest Green: 32", 36"
- Wineberry: 32", 36"

**An insect screen cannot be used in this door. Laminated glass is installed permanently.




4000 Series Fullview Door with Insulating Glass

Features

- Dual-pane insulating glass.
- Easy switching between glass and screen (patent pending).
- Patented SpineLoc® insect screen for maximum durability.

Sizes & Color Choices

- White: 32", 34", 36"
- Almond: 36"
- Sandtone: 36"
- Bronze: 36"
- Terratone®: 36"
- Black: 36"
- Forest Green: 36"
- Wineberry: 36"



4000 Series Fullview Door with Clear Glass

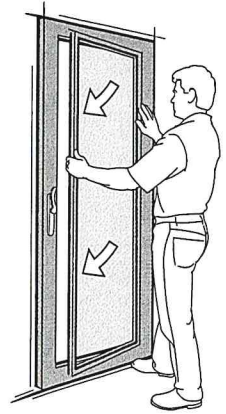
Features

- Easy switching between glass and screen (patent pending).
- Patented SpineLoc® insect screen for maximum durability.

Sizes & Color Choices

- White: 30", 32", 34", 36"
- Almond: 32", 36"
- Sandtone: 32", 36"
- Bronze: 32", 36"
- Terratone®: 32", 36"
- Black: 32", 36"
- Forest Green: 32", 36"
- Wineberry: 32", 36"

Custom sizes available



Fullview Convenience

Andersen® 4000 Series Fullview doors with clear glass and insulating glass offer the fastest, easiest way to switch between the glass and insect screen. Just unlock the mechanism, flip up the handle to release the glass or insect screen from the door — and make the switch.


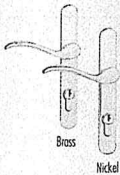
Andersen® 2000 Series

Options & Accessories

- Color-matched closers and screw covers.
- Push button on bottom closer.

Options & Accessories

- Solid-brass or nickel finish handle set inside and out.



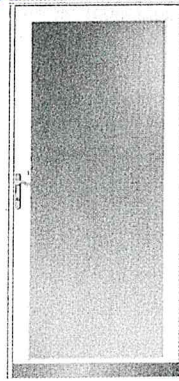
2000 Series Fullview Door with Etched Glass

Features

- Decorative glass with etched pattern.
- Full-length view for beauty and light.
- Glass and insect screen snap in/out.
- Dual closers for smooth, dependable operation.

Sizes & Color Choices

- White: 33", 34", 36"
- Almond: 36"
- Sandtone: 36"
- Forest Green: 36"
- Bronze: 36"



2000 Series Fullview Door with Clear Glass


Features

- Full-length view for beauty and light.
- Glass and insect screen snap in/out.
- Dual closers for smooth, dependable operation.

Sizes & Color Choices

- White: 30", 32", 33", 34", 36"
- Almond: 32", 36"
- Sandtone: 32", 36"
- Forest Green: 32", 36"
- Bronze: 32", 36"

Custom sizes available



2000 Series Self-Storing Door with SlideAway® Insect Screen


Features

- SlideAway® insect screen hides in door.
- Self-storing glass and insect screen.

Sizes & Color Choices

- White: 30", 32", 33", 34", 36"
- Almond: 32", 33", 34", 36"
- Sandtone: 32", 33", 34", 36"
- Bronze: 32", 33", 34", 36"
- Forest Green: 32", 36"

Custom sizes available



2000 Series Self-Storing Door with Triple-Track Ventilation

Features

- Triple-track glass panel system ventilates from top, bottom or both.
- Self-storing glass and insect screen.
- Dual closers for smooth, dependable operation.

Sizes & Color Choices

- White: 30", 32", 36"
- Almond: 32", 36"
- Sandtone: 32", 36"
- Forest Green: 32", 36"
- Bronze: 32", 36"

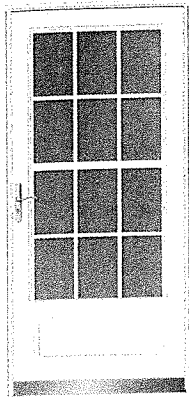
Custom sizes available

LIMITED LIFETIME

Lifetime Limited Warranty!

* Kwikset® lock requires an additional purchase.

EMCO® 300 Series Doors




400 Series Colonial Triple-Track Door

- Features**
- Elegant 12-lite grille design.
 - Triple-track system ventilates from the top, bottom or both.

Sizes & Color Choices

- White: 32", 36"
- Almond: 32", 36"
- Sandtone: 32", 36"
- Green: 32", 36"
- Bronze: 32", 36"

Custom sizes available



400 Series Triple-Track Door

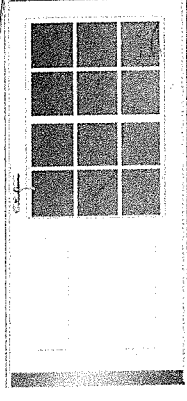
- Features**
- Triple-track system ventilates from the top, bottom or both.

Sizes & Color Choices

- White: 32", 36"
- Almond: 32", 36"
- Sandtone: 32", 36"
- Green: 32", 36"
- Bronze: 32", 36"

Custom sizes available

Handwritten: \$209 88 inches



400 Series Traditional Triple-Track Door

- Features**
- Attractive Traditional design.
 - Triple-track system ventilates from the top, bottom or both.


Sizes & Color Choices

- White: 32", 36"
- Almond: 32", 36"
- Sandtone: 32", 36"
- Green: 32", 36"
- Bronze: 32", 36"

Custom sizes available

300 Series Doors Feature

- Self-storing glass and insect screen.
- Triple-track system ventilates at the top, bottom or both.
- Brass-finish sweep.
- Separate deadbolt.
- Aluminum over solid wood core.
- Exclusive water protection system.
- Molded kick panels — no unsightly screws.
- Solid-brass exterior and color-matched interior handles.



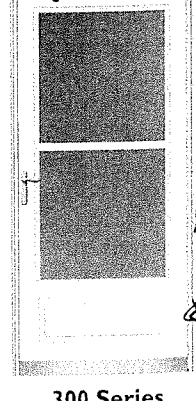
300 Series Colonial Triple-Track Door

- Features**
- Elegant 12-lite grille design.
 - Solid-brass exterior and color-matched interior handles.

Sizes & Color Choices

- White: 32", 33", 34", 36"
- Almond: 32", 33", 34", 36"
- Bronze: 32", 33", 34", 36"

Custom sizes available



300 Series Triple-Track Door

- Features**
- Solid-brass exterior and color-matched interior handles.

Sizes & Color Choices

- White: 30", 32", 33", 34", 36"
- Almond: 32", 33", 34", 36"
- Bronze: 32", 33", 34", 36"


Custom sizes available



Lifetime Limited Warranty.*

EMCO® 100 Series Door

- Features**
- Self-storing glass and insect screen.
 - Black push-button handle and color-matched sweep.
 - Easy-to-use night latch.
 - Vinyl over solid wood core.
 - Innovative window system helps protect against water infiltration.



100 Series Self-Storing Door

Sizes & Color Choices

- White: 30", 32", 33", 34", 36"




Replacement coverage plan for 7 years.†

EMCO® 75 Series Doors

75 Series Doors Feature

- Black push-button handle and color-matched sweep.
- Easy-to-use night latch.
- 1" thick aluminum frame.




75 Series Fullview Door

- Features**
- Full-length view for beauty and light.
 - Glass and insect screen snap in/out.

Sizes & Color Choices

- White: 30", 32", 33", 34", 36"
- Bronze: 30", 32", 33", 34", 36"

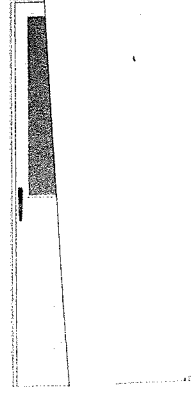


75 Series Self-Storing Door

- Features**
- Self-storing glass and insect screen.

Sizes & Color Choices

- White: 30", 32", 33", 34", 36"
- Bronze: 30", 32", 33", 34", 36"



75 Series Crossbuck Door

- Features**
- Attractive Crossbuck design.
 - Glass and insect screen snap in/out.

Sizes & Color Choices

- White: 30", 32", 33", 34", 36"
- Bronze: 30", 32", 33", 34", 36"



Replacement coverage plan for 1 year.†

*Ask an associate for complete product and limited warranty details.